

If you (and if applicable your spouse) would like to unenroll from Advance Child Tax Credit (CTC) Payments in 2021, go to <https://www.irs.gov/credits-deductions/advance-child-tax-credit-payments-in-2021>.

Click on **Unenroll from Advance Payments**

The screenshot shows the IRS website's 'Advance Child Tax Credit Payments in 2021' page. The top navigation bar includes the IRS logo, 'Help', 'News', 'English', 'Charities & Nonprofits', and 'Tax Pros'. The main navigation bar has 'File', 'Pay', 'Refunds', 'Credits & Deductions', and 'Forms & Instructions'. A search bar is located on the right. The breadcrumb trail is 'Home / Credits & Deductions / Individuals / Advance Child Tax Credit Payments in 2021'. The main heading is 'Advance Child Tax Credit Payments in 2021' with language options for 'English' and 'Español'. On the left, there are navigation links for 'Individuals' (with sub-links for 'Advance Child Tax Credit', 'Earned Income Tax Credit', and 'Businesses and Self Employed') and 'Businesses and Self Employed'. The main content area explains that important changes to the Child Tax Credit will help many families get advance payments starting this summer. It states that the IRS will pay half the total credit amount in advance monthly payments beginning July 15, 2021. It lists the requirements to qualify for advance payments: filing a 2019 or 2020 tax return and claiming the CTC; providing information in 2020 for the Economic Impact Payment; having a main home in the US for more than half the year; having a qualifying child under 18; and meeting income limits. It notes that the IRS will automatically enroll users for advance payments. Below this text are two call-to-action boxes: 'Unenroll From Advance Payments' with a yellow button, and 'Non-Filers: Submit Your Information' with a blue button. An 'Additional Information' section is partially visible at the bottom.

On the next page, click on **Unenroll from Advance Payments** again.

The screenshot shows the IRS website's 'Child Tax Credit Update Portal' page. The top navigation bar is identical to the previous page. The main navigation bar is the same. The breadcrumb trail is 'Home / Credits & Deductions / Individuals / Advance Child Tax Credit / Child Tax Credit Update Portal'. The main heading is 'Child Tax Credit Update Portal' with language options for 'English' and 'Español'. On the left, the navigation links are the same. The main content area explains that important changes to the Child Tax Credit will help many families get advance payments starting in the summer of 2021. It states that half the total credit amount will be paid in advance monthly payments and that the first payment will be issued on July 15, 2021. It includes a link to 'When will the IRS begin issuing the advance Child Tax Credit?'. Below this text are two call-to-action boxes: 'How It Works' with a list of actions (View your eligibility, View your advance payments, Unenroll from getting advance payments) and 'What You Need' (have photo identification ready). A large yellow button labeled 'Unenroll from Advance Payments' is centered at the bottom. At the very bottom, there is a footer with 'Page Last Reviewed or Updated: 23-Jun-2021' and 'Share' and 'Print' buttons.

If you do not have an existing IRS username or ID.me account with the IRS, click the **ID.me Create an account** button.

The screenshot shows the top of the IRS website with the IRS logo. Below the header is the title "Sign In or Create a New Account". The main content area contains instructions for existing users and new users. There are three buttons: "Sign in with ID.me" (green), "Sign In with an existing IRS username" (blue), and "ID.me Create an account" (yellow). Below these is a section for "Frequently Asked Questions" with two expandable items: "What if I Can't Verify My Identity?" and "What is ID.me?". At the bottom, there is a disclaimer about authorized use of the system.

Sign In or Create a New Account

If you previously signed up to access an IRS.gov application, you may sign in with your existing IRS username.

If you're a new user, please create an account with ID.me.

ID.me is our trusted technology partner in helping to keep your personal information safe.

Sign in with an existing account

Sign in with **ID.me**

Sign In with an existing IRS username

OR

Create a new account

ID.me Create an account

Frequently Asked Questions

- + What if I Can't Verify My Identity?
- + What is ID.me?

This U.S. Government system is for authorized use only.
Warning: This system may contain private tax information. By using this system, you consent to the monitoring, recording, and reviewing of your activities in this system. You may only access this system using your own personal information. Any other use of this system is an unauthorized use and is prohibited.
Unauthorized use violates Federal law and may result in criminal or civil penalties under these laws. Examples are penalties for knowingly or intentionally accessing a computer without authorization or exceeding authorized access under 18 U.S.C. 1030, and penalties for the willful unauthorized access or inspection of taxpayer records under 26 U.S.C. 7213A and 26 U.S.C. 7431.

You can set up an ID.me account by clicking the **Create an ID.me account** link or by signing in with your Facebook, Google, or LinkedIn accounts.

The screenshot shows the ID.me sign-in page. At the top, it features the ID.me logo and the IRS logo. The main heading is "Sign in to ID.me". Below this is a section for "New to ID.me?" with a yellow button "Create an ID.me account". The sign-in form includes fields for "Email" (with placeholder "Enter your email") and "Password" (with placeholder "Enter your password"). A blue button "Sign in to ID.me" is positioned below the password field. A link "Forgot password" is located below the sign-in button. Below the sign-in button is a section "Or sign in with" with three yellow buttons for "Facebook", "Google", and "LinkedIn". At the bottom, there is a button "View more options >".

ID.me + IRS

Sign in to ID.me

New to ID.me?
Create an ID.me account

Email
Enter your email

Password
Enter your password

Sign in to ID.me


[Forgot password](#)

Or sign in with

f Facebook **G Google** **in LinkedIn**

View more options >

Once you have set up an ID.me account (which is a slightly rigorous verification process to verify your identity), you will see this page. Click **UNENROLL FROM PAYMENTS**.

Profile | Logout

Child Tax Credit Update Portal

Welcome [redacted]

Manage Your Advance Payments of the Child Tax Credit

Find out if you're eligible to receive advance payments of the [Child Tax Credit](#), authorized by the American Rescue Plan Act. Half the total credit amount estimated for 2021 will be paid in advance through monthly payments, and you will get the other half when you file your 2021 income tax return.

Eligibility

Your eligibility status is based on your 2020 tax return on file. For details about eligibility, see [Questions and Answers](#).

Eligible	Yes
Status	Enrolled in advance payments

Payments

If you're eligible, find advance Child Tax Credit payments for 2021 in the Processed Payments section.

Payment amounts may change. For more details about how payments amounts are figured, see [Questions and Answers](#).

Processed Payments

There are no processed payments at this time.

For more details about advance Child Tax Credit payments, see [Questions and Answers](#).

You can choose to unenroll from receiving the payments. To decide if unenrolling is best for you, see [Questions and Answers](#).

To stop advance payments, you must unenroll 3 days before the first Thursday of next month by 11:59 p.m. Eastern Time. For more details, see [Questions and Answers](#).

UNENROLL FROM PAYMENTS

Click **I UNDERSTAND AND WANT TO PROCEED**.

| Profile | Logout

Unenroll From Receiving Advance Child Tax Credit Payments

1 — 2 — 3
Unenroll — Review & Submit — Confirmation

You're Choosing to Unenroll From Receiving These Payments

By choosing to unenroll, you're telling us you don't want to receive advance Child Tax Credit payments.

If your most recently filed tax return was a joint tax return, your spouse will also need to unenroll, if appropriate. Unenrolling is an individual action. If your spouse does not unenroll, they will receive payments for their portion of the advance Child Tax Credit.

For more details about unenrolling from payments, see [Questions and Answers](#).

Check the **I agree to unenroll, and I understand I can't enroll again** checkbox.

| Profile | Logout

Unenroll From Receiving Advance Child Tax Credit Payments

1 — 2 — 3
Unenroll — Review & Submit — Confirmation

All fields with an asterisk (*) are required.


Yes, I Would Like to Unenroll, and I Understand I Can't Enroll Again

You're agreeing to **not** receive advance Child Tax Credit payments. You will **not** be able to re-enroll.


For more details about unenrolling from the advance payments, see [Questions and Answers](#).

I agree to unenroll, and I understand I can't enroll again.*

Once you have unenrolled, you will see a submission page stating that You've Successfully Submitted Your Request to Unenroll. The unenrollment process could take up to 7 days.

Profile | Logout

Unenroll From Receiving Advance Child Tax Credit Payments



Unenroll Review & Submit Confirmation

✔ You've Successfully Submitted Your Request to Unenroll.

It may take up to 7 days to process your unenrollment request. You do not need to take any action.

For more details about the advance payments, see [Questions and Answers](#).

Request Submitted

Jun 24, 2021

RETURN HOME

After Submitting, you can use your ID.me login to check the status of the Unenrollment process.

IRS | Profile | Logout

Child Tax Credit Update Portal

Welcome [REDACTED]

Manage Your Advance Payments of the Child Tax Credit

Find out if you're eligible to receive advance payments of the [Child Tax Credit](#), authorized by the American Rescue Plan Act. Half the total credit amount estimated for 2021 will be paid in advance through monthly payments, and you will get the other half when you file your 2021 income tax return.

Eligibility

Your eligibility status is based on your 2020 tax return on file. It may take up to 7 days to process your unenrollment request. For details about eligibility, see [Questions and Answers](#).

Eligible	Yes
Status	Unenrollment processing. Check back in the next few days to confirm your unenrollment was successful. Submitted Jun 24, 2021

Payments

If you're eligible, find advance Child Tax Credit payments for 2021 in the Processed Payments section.

Payment amounts may change. For more details about how payments amounts are figured, see [Questions and Answers](#).

[+ Processed Payments](#)

For more details about advance Child Tax Credit payments, see [Questions and Answers](#).

NOTE: IF YOUR MOST RECENT TAX RETURN WAS A JOINT TAX RETURN, THIS PROCESS MUST BE REPEATED FOR BOTH THE TAXPAYER AND THE SPOUSE.

Unenrolling is an individual action. If your spouse does not unenroll, they will receive payments for their portion of the Advance Tax Credit.